




WESCON DOORS



Manufactured in Canada



# ABOUT US

Wescon Doors, also known as Wescon Cedar Products, is a family owned and operated window & door manufacturer located on Vancouver Island, British Columbia.

Our company began in 1985 as a two-man basement operation: Since then it has grown to one of the largest door manufactures in Western Canada especially known for our quality, custom work, and competitive prices.

Although the company has grown from a small basement operation, we hold onto our family values and continue to grow and invest in our community.



# WHY WESCON?



## QUALITY AND CRAFTSMANSHIP

At Wescon Doors we're passionate about producing a superior door that will last the ages with durability and style. Only the finest materials and techniques are used in the build process, and each door is meticulously examined to ensure that the highest quality standards are met.

## CUSTOM DESIGNS

Our door designs featured in this brochure are some of the most popular in today's market. However, they hardly describe all that we're able to do — custom doors are our specialty! If you want to modify a standard style or are working with a designer, or saw something you liked in a magazine, let us know! We're more than happy to look at — and build — your door!

## QUALITY INGREDIENTS

Our standard wood species include douglas fir, hemlock, cedar, and walnut — but it doesn't stop there! Wescon manufactures doors with almost every type of wood, from ebony to teak and denim pine.

## SPECIALTY GLASS

Our manufacturing facility includes a glass shop, where we're able to work with numerous types of glass to create a custom piece for your door.

## UNMATCHED VALUE

The value of our products continue to go unmatched. Our high quality woods, coupled with skilled craftsmen, cutting edge technologies, and limitless design options are all offered at competitive prices. Get more for your money and never look back.

## THE WESCON GUARANTEE

Your Wescon Door will be handcrafted in Duncan, British Columbia, with only the highest quality materials and production techniques. All of our doors (and windows) are made by Canadians, for Canadians.

*"Why Wescon? The quality of their doors is top notch and the customer service is amazing."*

WPCR Sales Team





# WHAT MAKES OUR DOORS BETTER

*"In my 10 years of dealing with Wescon we have found that their products and integrity are second to none. They are our go-to folks for high quality doors"*


*WC-Langley  
Dave H.*

*"Wescon has awesome customer service, and builds a superior quality door. Thank you."*

*T. T.  
Jim T.*

*"I bought my house 30 years ago, it had a Wescon solid cedar raised panel front door that was 5 years old at that time. 4 years ago the door was showing its age, the dog had scratched it up, and it had never been cared for. I removed the door, sanded it, refinished it, and replaced the hardware. The door now looks totally new, and has proved itself over the test of time (35 years). That is why I will only be buying doors from Wescon."*

*D.W.*



## DURABLE CONSTRUCTION

- Solid wood stile's and rail's, no mdf fillers
- Handcrafted on Vancouver Island

## DESIGN FLEXIBILITY

- We will work with you to make your door just right
- Any design, any style, any shape
- Factory finishing options

## ENERGY EFFICIENT THERMAL GLASS

- Low-e argon filled glass is standard in all exterior units
- Textured, tempered, and laminated glass is available

## WE PAY ATTENTION TO THE DETAILS

- We don't overlook the little things
- Precision machining for tight tolerances

## DECORATIVE HARDWARE OPTIONS

- Handles
- Locks
- Clavos & Grills

## GREAT CUSTOMER SERVICE

- Family owned and operated
- Honest and trustworthy sales team
- Manufacturing doors for over 30 years

## SHORT LEAD TIMES

- Popular door styles are kept in stock
- Deliveries are made with our own trucks

## HIGH QUALITY PRODUCTS WITH COMPETITIVE PRICES



All Wescon products are  
100% made on Vancouver Island.





OPTIONS



We can customize every part of a Wescon door. From the wood species to glass, hinge's and handle's. Just tell us what your dream door looks like and leave the rest up to us!



WOOD SPECIES

Decide on your wood species:




- Walnut
- Coarse texture with a strong grain. Dark brown in colour.
- Hickory
- Hard wood with a coarse and straight grain texture. Colour is light brown to brown.
- Ash
- Texture is medium coarse with straight grain. Colour ranges from white to medium brown.
- Cherry
- Smooth, satin-like texture and a deep red-brown colour.
- Western Hemlock
- Dense and hard. Colour ranges from golden tan to honey.
- Alder (clear & knotty)
- Hardwood with a knotty-pine-like texture with a deep gold colour.
- Teak
- Uneven and coarse texture, with moderate to low natural luster. Brown to dark brown in colour



- Western red cedar
- Straight grain and red-brown colour. Rot and moth resistant.
- Cypress (yellow cedar)
- Narrow and white sapwood. Colour ranges from yellow to brown.
- Mahogany
- A Victorian favourite. Close grain and a deep red-brown colour.
- White oak
- Straight grain with a medium texture. Light to medium dark brown colour.
- Red oak
- Lighter and coarser than white oak. Colour ranges from light red-brown to dark red-brown.
- Coastal Douglas Fir
- Vertical clear lines with warm colours from light brown to brown
- Specific wood in mind?
- We can build your doors and windows with almost any wood species of your choice.

GLASS

What type of glass would you like?  
If you want custom glass speak to us about your ideas!



Caming options: Brass, zinc, patina, or custom!

PRE-HANGING

Standard and custom door frames are available directly from Wescon, built from quality parts to compliment your dream door.

HINGES

Custom hinges and hinge finishes are also available.




EXTRAS

Do you need hardware or shims? Would you like your door primed? Let us know!



- Clear
- Clear glass for lots of sunshine and a great view.
- White laminate
- Frosted glass, great if you want lots of light without giving your neighbours a view.
- Delta frost
- Decorative glass with a specific nice pattern.
- Glue chip
- A delicate, decorative glass with frost-like swirls.



- Pinhead
- Dimpled and obscure.
- Fluted
- Obscure with modern lines.
- Cathedral
- Similar to pinhead, but with a coarser texture.
- Rain
- Heavily patterned and obscure, as if you've been caught in a thunder storm.



Get creative. The sky is, literally, the limit. Wescon can build almost any door, in every size, in any wood species, with every type of glass that's available on the market — all we need is your imagination!





# WESCON'S EXTERIOR DOORS

A front door forms the epicenter of every home, and with Wescon's near unlimited design options you know a door can be chosen to match to your personal style. Whether your door is one of our standard designs or custom made, you know your Wescon door will be a durable, sophisticated companion to welcome you home.



By creating a beautiful front door, you are not only making your house aesthetically appealing, but you are also giving passers-by and guests an introduction to your taste and style.

- Available in 1-3/4" and 2-1/4" thickness
- Shaker and Ogee profile options
- Stile and rail, or flush (plank) construction
- Wide variety of hardware options, including stainless steel and hidden hinges
- Solid and engineered stile and rail options







# INTERIOR DOORS

Interior doors are crucial – but often neglected. Too often people settle for hollow-core, mass-produced, and molded MDF products.

With Wescon, you can design your own door or choose from our wide selection of modern and traditional styles, panels, and decorative glass. We only build wooden products engineered to perform and last for years, providing both structure and beauty to your interior spaces.

- 1-3/8" or 1-3/4" thickness
- Soundproofing design options
- Shaker, Ogee, and Bevel profile's
- Modern and traditional designs





# TECHNICAL SPECIFICATIONS

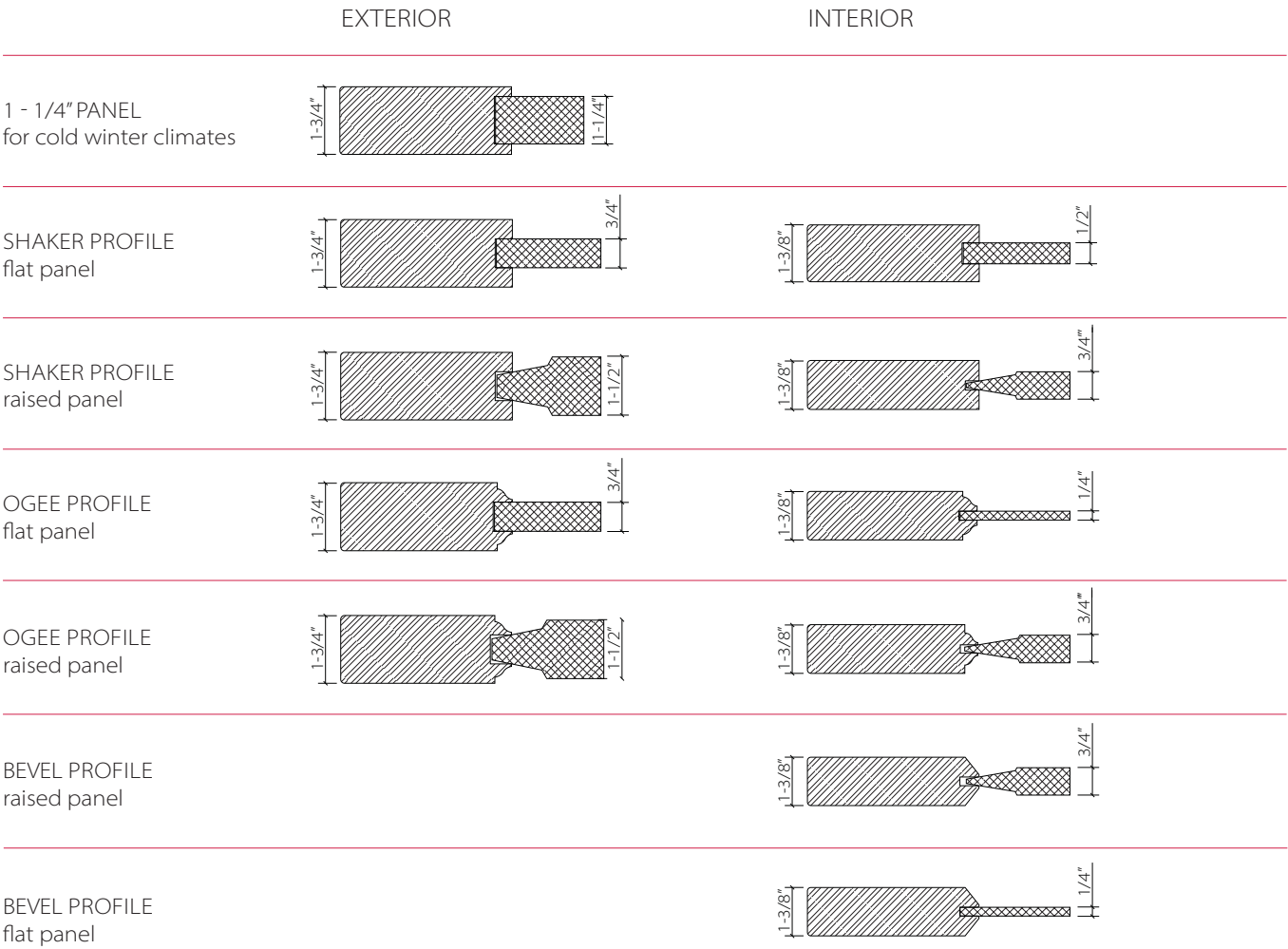

## SIZE

Standard interior doors are 1-3/8" thick with the option of 1-3/4" for added weight.



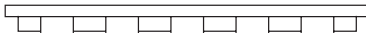
Standard exterior doors are 1-3/4" thick with the option of 2-1/4" for improved insulation, strength, security, and soundproofing values.

	Interior doors	Exterior doors
Width	1'-6"   2'-0"   2'-4"   2'-6"   2'-8"   2'-10"   3'-0"	2'-8"   2'-10"   3'-0"
Height	6'-8"   7'-0"   8'-0"	6'-8"   7'-0"   8'-0"
Thickness	1-3/8"   2-1/4"	1-3/4"   2-1/4"

## STANDARD PROFILES AND PANELS



## PREHANGING + EXTRAS

SIDELITES	<ul style="list-style-type: none"><li>■ 14" standard width, custom sizes available</li><li>■ Customizable to any door design</li></ul>	<ul style="list-style-type: none"><li>■ Solid wood</li><li>■ True-divide wood bar</li></ul>	
TRANSOMS	<ul style="list-style-type: none"><li>■ Direct glaze or sash</li><li>■ Matching designs available</li></ul>	<ul style="list-style-type: none"><li>■ Custom glass available</li><li>■ Option of panels or true divide glass</li></ul>	
SHELVES	 Wescon C shelf	 Wescon J shelf	 Wescon K shelf
OTHERS	<ul style="list-style-type: none"><li>■ Dutch door preparation and cutting</li><li>■ Mail slots and dog doors</li><li>■ Speak-easy</li><li>■ Clavos</li><li>■ Carving's</li></ul>	<ul style="list-style-type: none"><li>■ Custom V-grooves</li><li>■ Fluting</li><li>■ Insulated door core's</li><li>■ Engraving's</li></ul>	




# SHAKER

Shaker doors are characterized by having a square profile where the glass (or panel) is inserted, giving clean sharp lines. Wescon's shaker door line-up is extensive, with designs suitable to any style of home from traditional to contemporary.



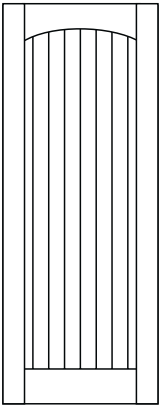
1PS



1PS arch



1PS VG



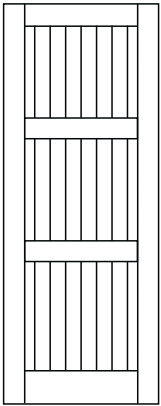
1PS VG arch



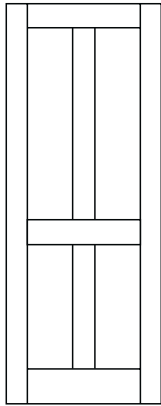
2PS



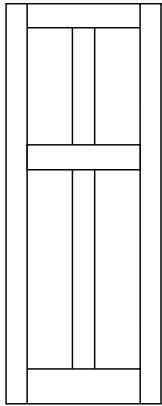
3PS mission




3 - 3PS VG



4PS



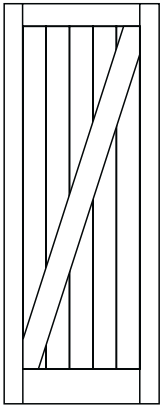
4PS reversed




4 - 4PS




5PS



908



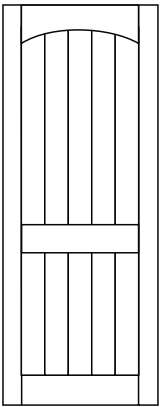
2PS arch




3 - 2 shaker



2PS VG




2PS VG arch




2 - 2PS



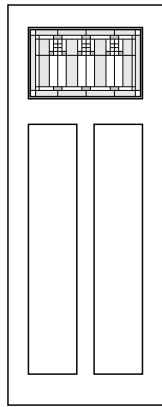
3 - 3PS



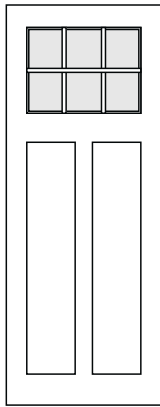
906



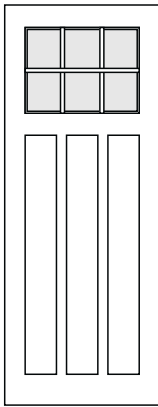
909




525 Whistler Glass



650



615 shaker



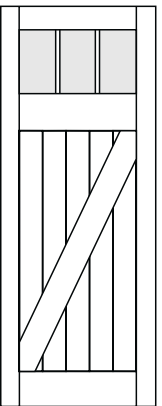
3 - 1 shaker



# CRAFTSMAN

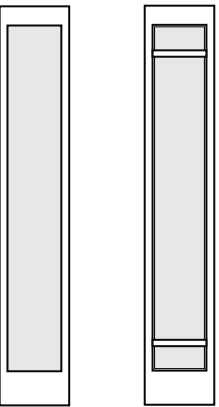
Craftsman style doors, defined by having a rectangular area of glass at the door top with often 2-3 vertical panels below, are hard not to love. The glass in these doors are often divided into multiple lites, and beneath the glass traditionally sits a dentil shelf.

SHELVES



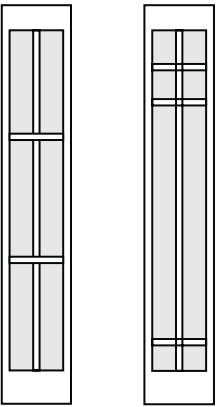
510

## COORDINATING SIDELITES



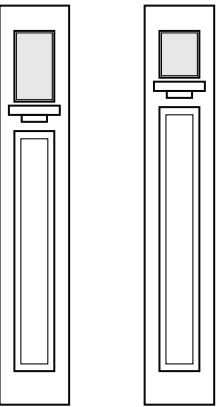
5001  
1 lite  
sidelite

5117  
classique  
sidelite




5303  
sidelite

5522  
sidelite




5545  
sidelite


5687  
sidelite




117 1 raised panel



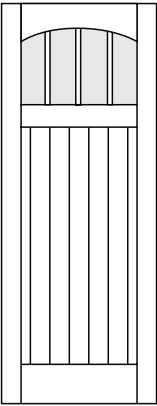
523 raised panel



522 raised panel



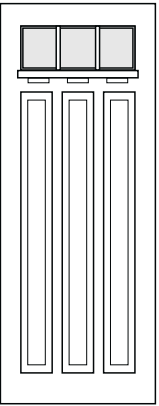
474 V groove



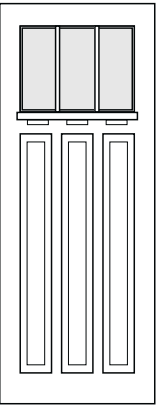
488 V groove arch



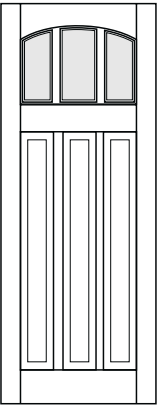
130



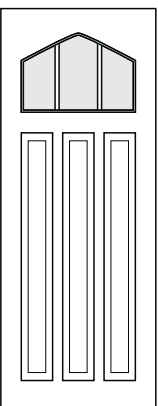
687



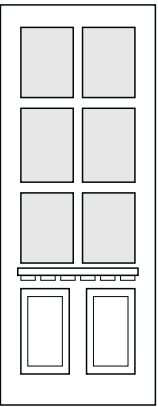
545



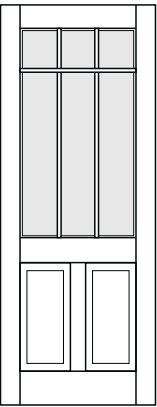
545 Arch



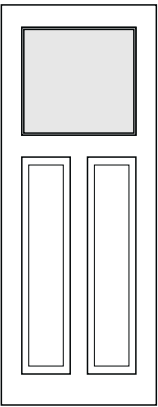
545 Peak




600



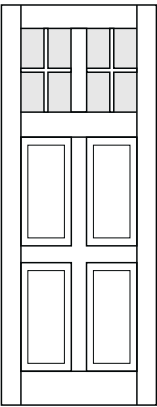
863



507 raised panel



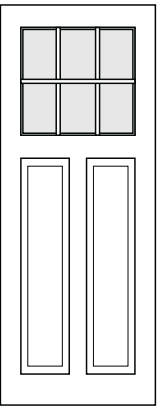
525 whistler



760




318



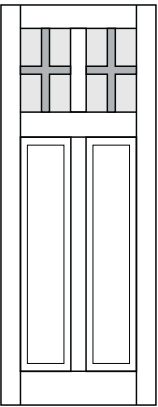
550



650



710




690

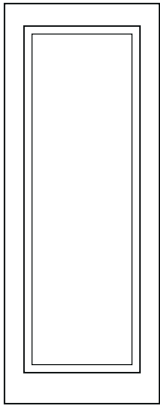


PANEL

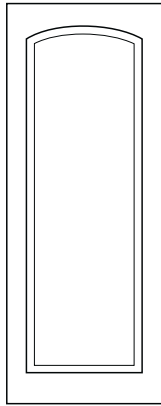
Tradition and quality: two words which perfectly describe both a panel door, and what we put into building one.



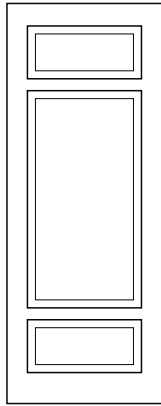
100



505 raised panel



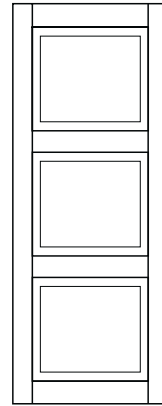
505 Arch Top



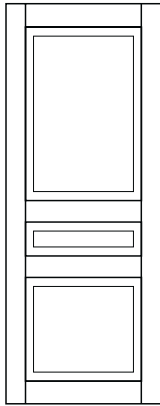
524 raised panel



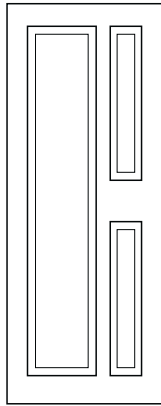
422



453 raised panel



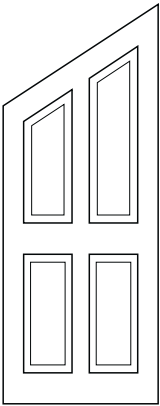
408 raised panel



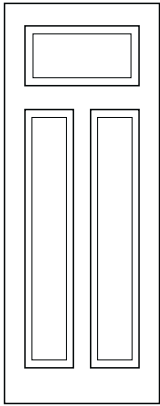
517 3 panel



127



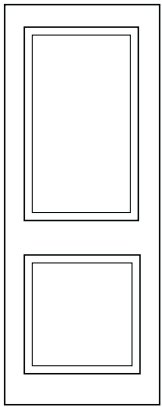
128 raker



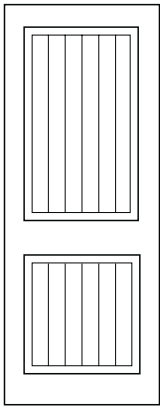
455 3 raised panel



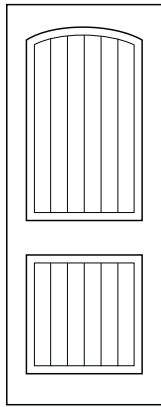
436



416 2 raised panel



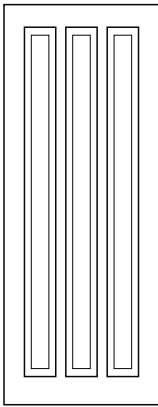
416 2 panel VG



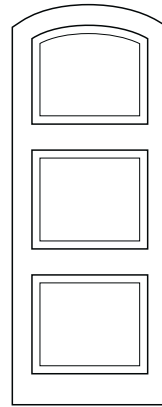
422 2-RP arched VG



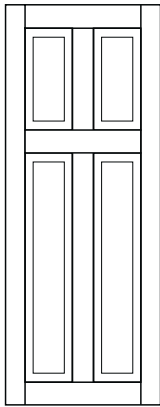
603 2-RP curve top



403 3 panel



602 raised panel




129 raised panel



450 5 raised panel




404 5 raised panel



768 raised panel




764 raised panel




509 raised panel



PANEL



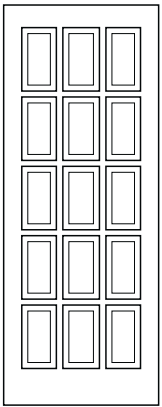
430 raised panel




431 4 raised panel



780 raised panel



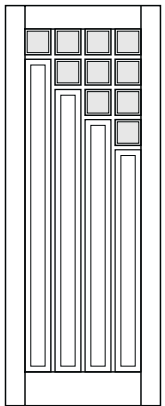
516 raised panel




519 raised panel




5200 2 lite




363



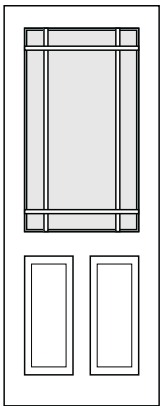
518 raised panel



411 9 raised panel



512 raised panel



506 raised panel




137 9 lite



5400 1 lite



5500 1 lite



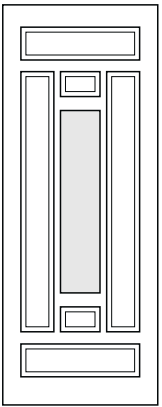
527



741 panel



791 9 panel



511 raised panel




751 thermal 9 lite



751 thermal 1 lite



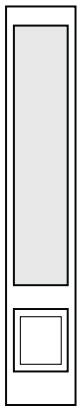
5137 raised panel



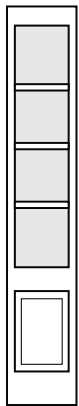
515 raised panel DBL



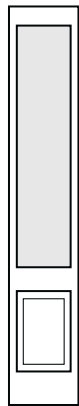
COORDINATING SIDELITES




5400  
sidelite



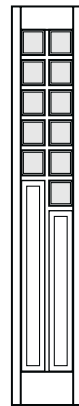
5102  
4 lite  
sidelite



5102  
1 lite  
sidelite



5200  
sidelite




5363  
sidelite



# PLANK

Nobody builds a plank door like Wescon does. Our cores are solid, and the edgings and faces are hand-laid by our skilled craftsmen. Each door is unique, customizable, and built to suit your specific climate.

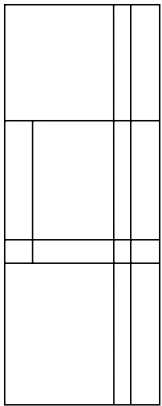


# WOOD BAR


A timeless classic; Wescon's wood bar doors with true divide lites bring beauty and charm to every home. You truly cannot go wrong with a wood bar door.




406 3 lite



406 plank custom V-groove




401 plank



402 plank 10 lite



405 plank



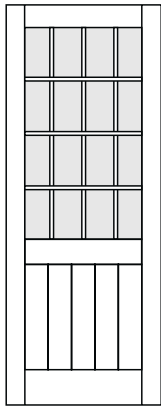
604 VG plank



117 12 lite



117 15 lite



449 16 lite



102 12 lite




406 1 lite



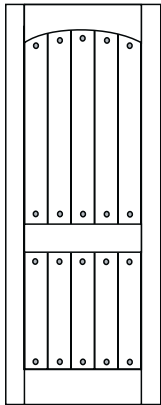
490 V groove



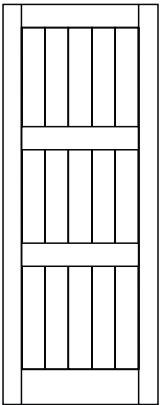
700 arch top VG



475 fluted




489 arch top VG



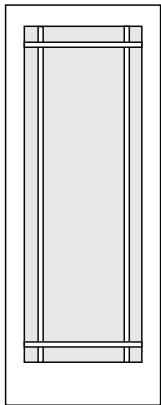
488



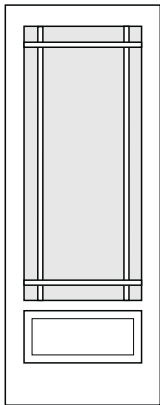
111 5 lite



107 4 lite

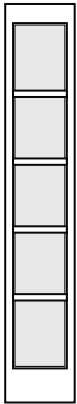


117 classique




113 9 lite

## COORDINATING SIDELITES



5117 sidelite



5117 classique sidelite




# DECORATIVE GLASS

Handmade decorative glass is more than a finishing touch; they are works of art that help define the character of your home.




100/5001 1 lite




5-1PS Mini blinds




5002 1 lite



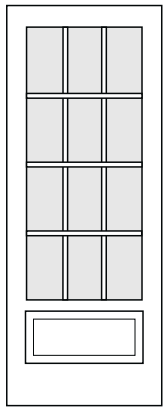
300 1 lite



111 4 lite



108 5 lite



113 12 lite



102 1 lite



100 Alex



100 Charlotte



100 Charissa



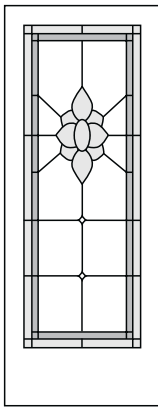
100 Persia




100 Charmaine



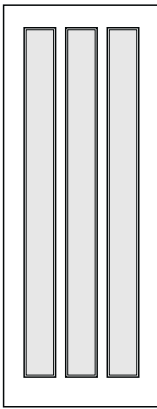
100 Marquise



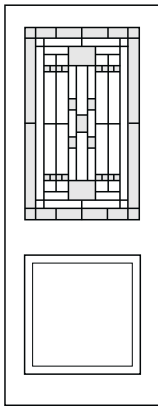
100 Victoria




100 Jenica



403 3 LT



Blackcomb




100 Versailles




100 Natasha

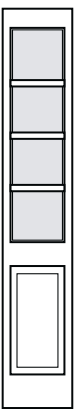
## COORDINATING SIDELITES



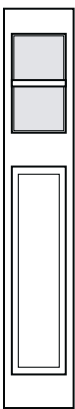
5001 1 lite  
sidelite



5002 1 lite  
sidelite




5527  
sidelite




560  
sidelite



5550  
sidelite




whistler  
sidelite





# BIFOLDS & TRANSOMS


Bifolds and transoms are available to compliment every style of door made by Wescon.



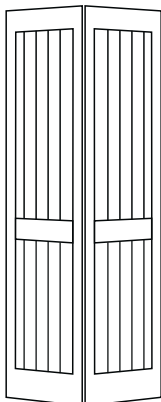
1PSB



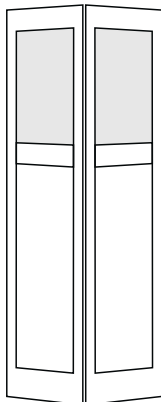
2PSB




3PSB




2PSB V-groove




3PSB 1 lite




117 10 LT woodbar



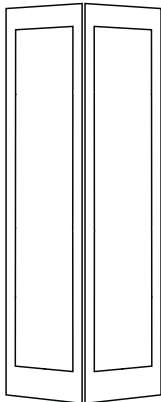
3PSB 2 lite



3-3PSB




5PSB



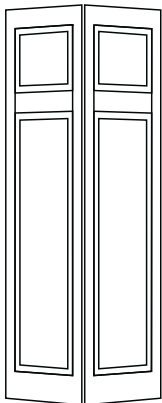
100 flat pnl




127 raised panel




100 10 LT Charlotte



765




768 raised panel




766




764 raised panel



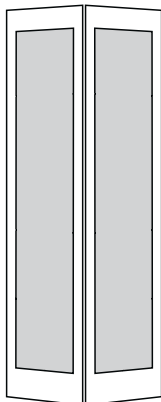
780 raised panel




100 10 alex bevel



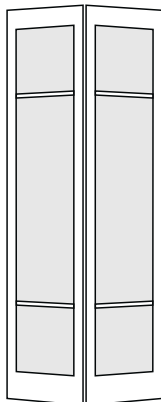
743 1 lite



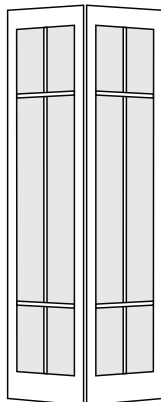
100 1 LT mirror



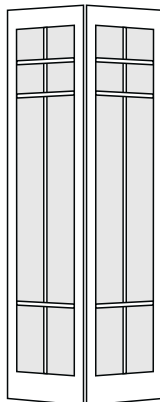
100 10 LT mirror




760 3 lite



761 6 lite



762 8 lite




101 6 LT Alex bevel

## TRANSOMS



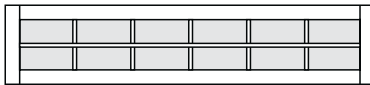
5112



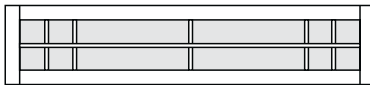
5123



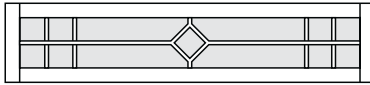
5128



5120



5121

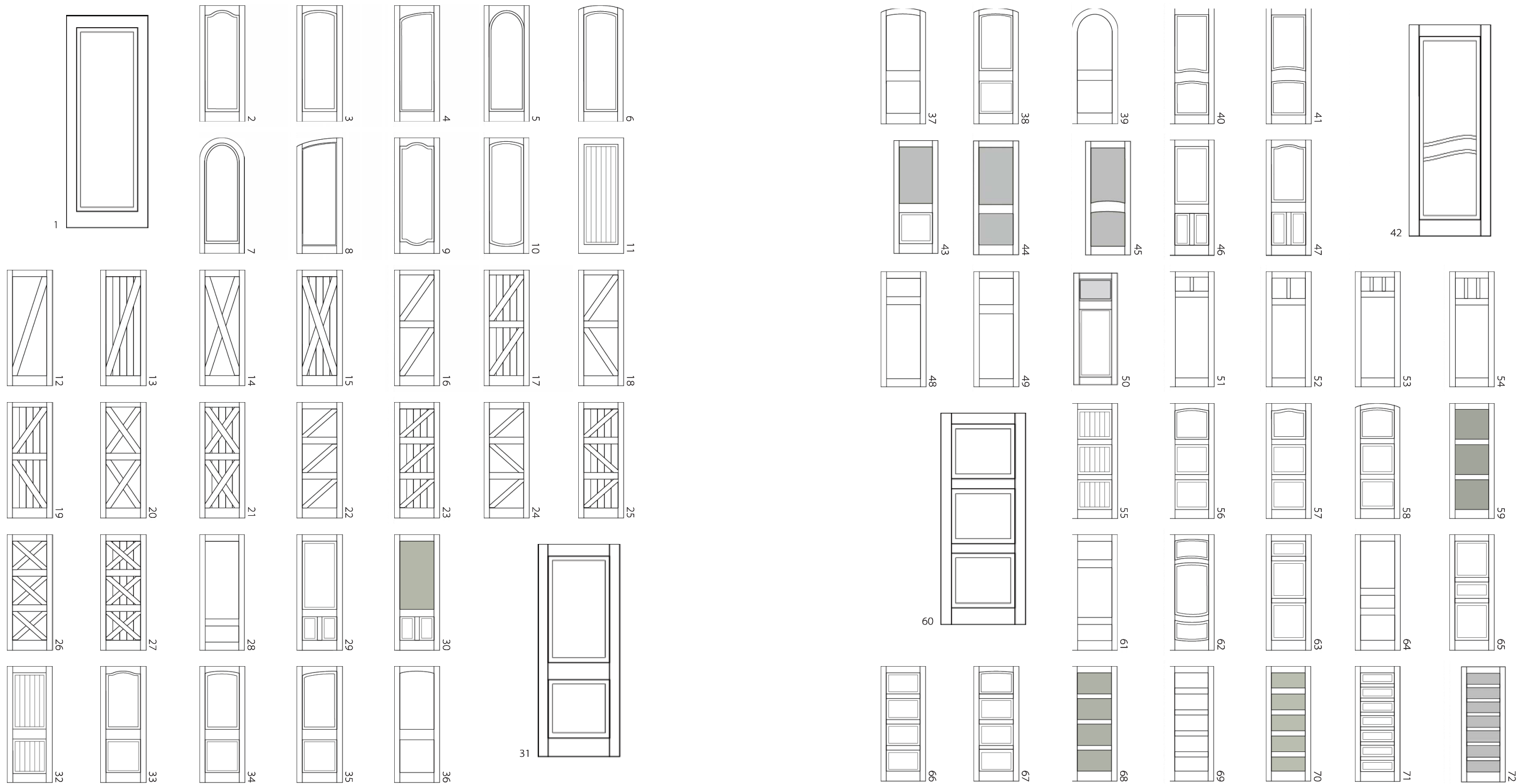


5122






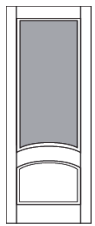
## FLAT AND RAISED **PANEL** DOORS



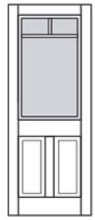




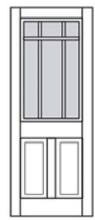
182



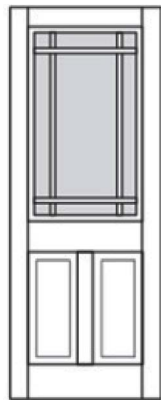
188



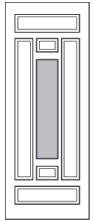
195



202



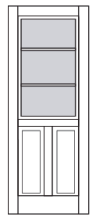
208



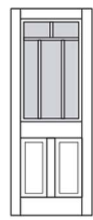
181



187



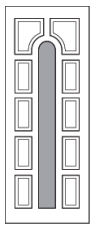
194



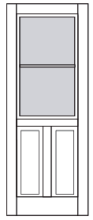
201



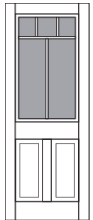
180



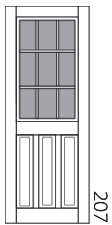
186



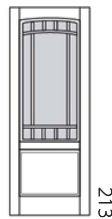
193



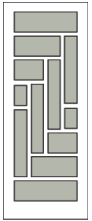
200



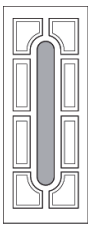
207



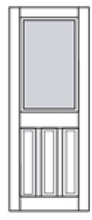
213



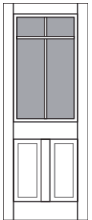
179



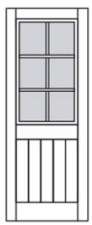
185



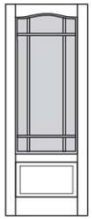
192



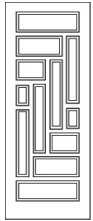
199



206



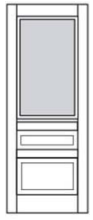
212



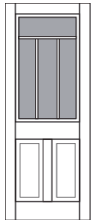
178



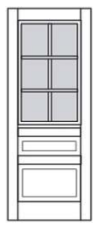
184



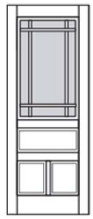
191



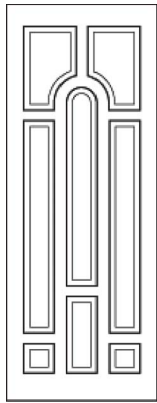
198



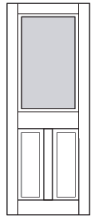
205



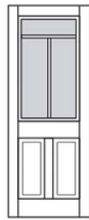
211



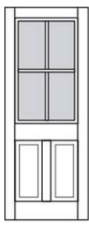
183



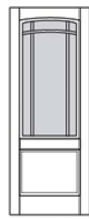
061



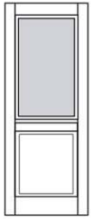
197



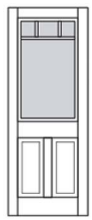
204



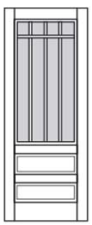
210



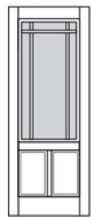
189



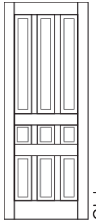
196



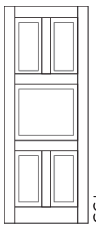
203



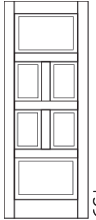
209



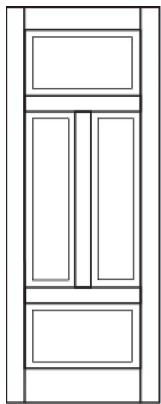
148



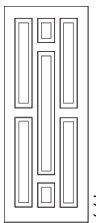
153



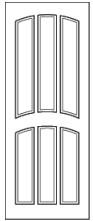
159




165



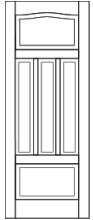
177




147



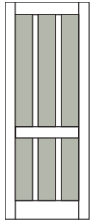
152



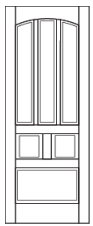
158



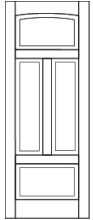
176




146



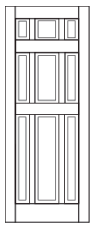
151



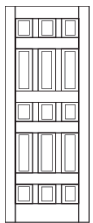
157



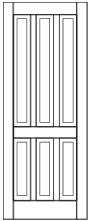
164




170



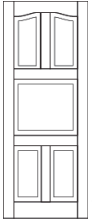
175



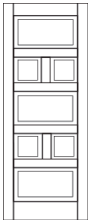
145



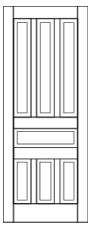
150



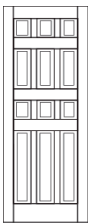
156



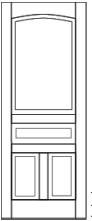
163



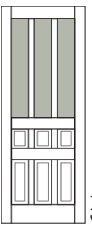
169



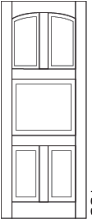
174



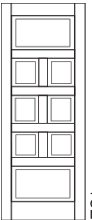
144



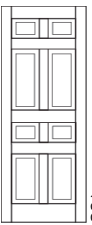
149



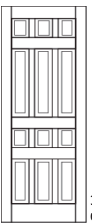
155



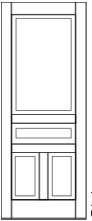
162



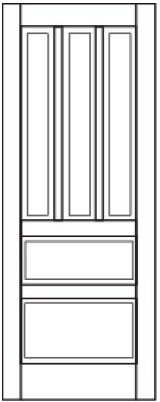
168



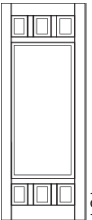
173



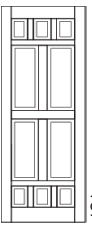
143



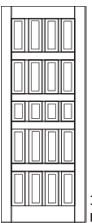
154



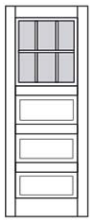
161




167



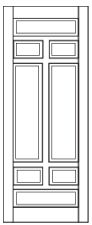
172



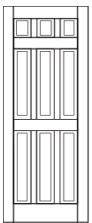
142



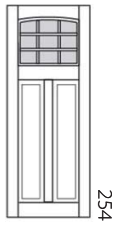
160



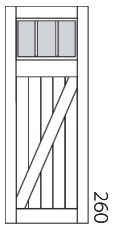
166



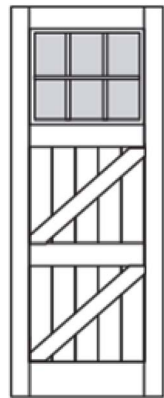
171



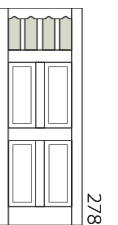
254



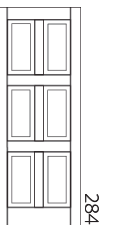
260



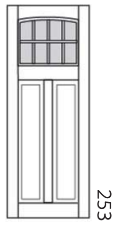
266



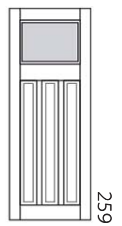
278



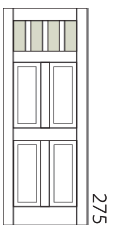
284



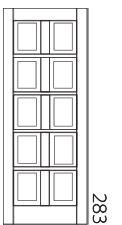
253



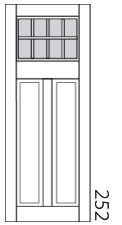
259



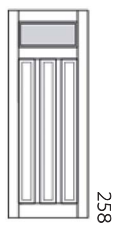
275



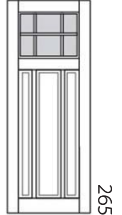
283



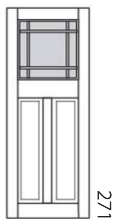
252



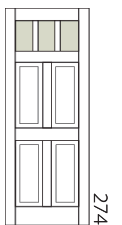
258



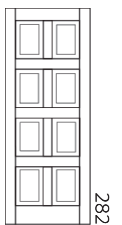
265



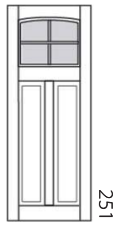
271



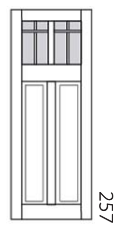
274



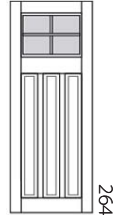
282



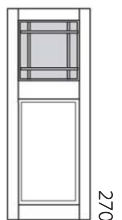
251



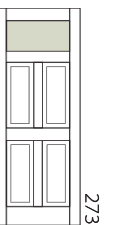
257



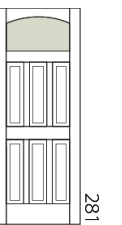
264



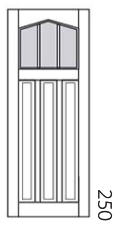
270



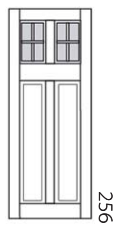
273



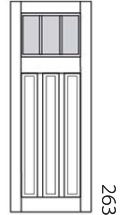
281



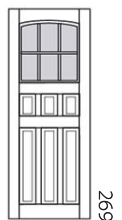
250



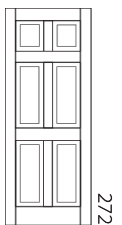
256



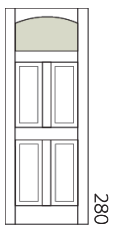
263



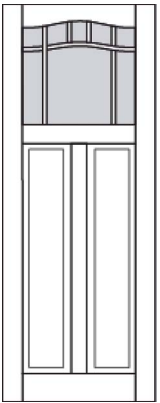
269




272



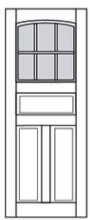
280



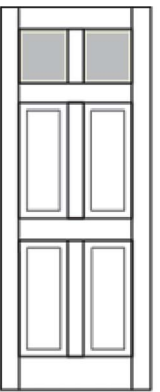
255



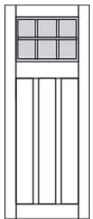
262




268



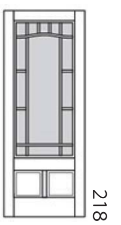
279



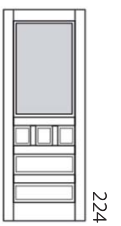
261



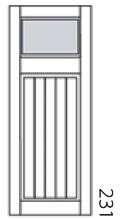
267



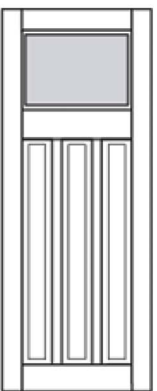
218



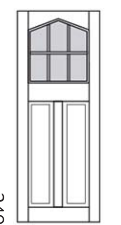
224



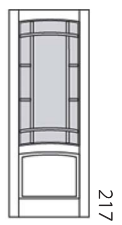
231



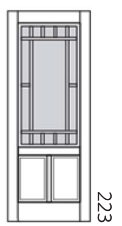
237



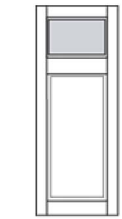
249



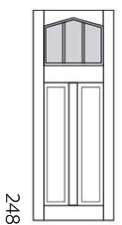
217



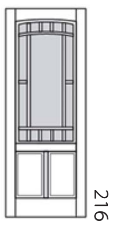
223



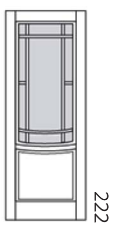
230



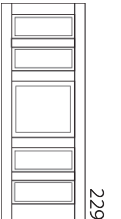
248



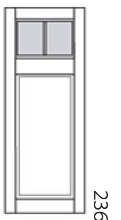
216



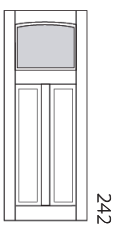
222



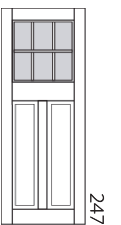
229



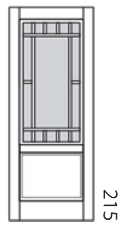
236



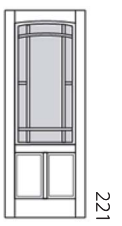
242



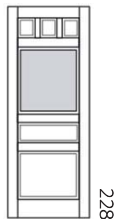
247



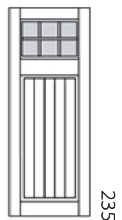
215



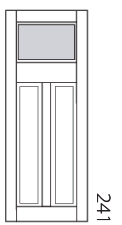
221



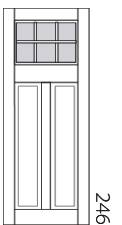
228



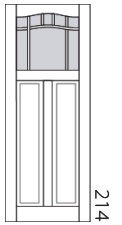
235



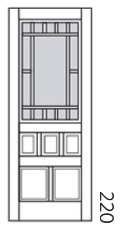
241



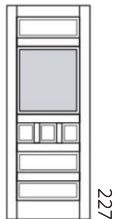
246



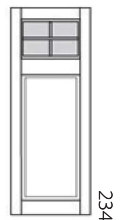
214



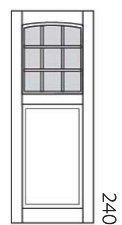
220



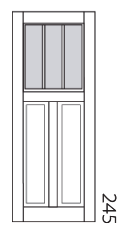
227



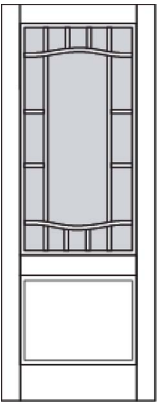
234



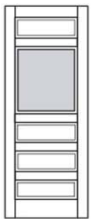
240



245



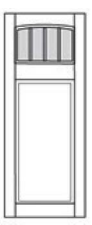
219



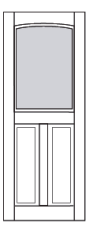
226



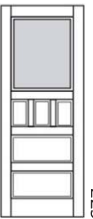
233



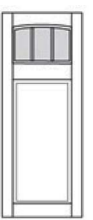
239



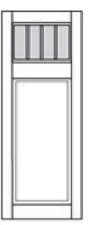
244



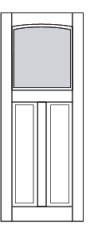
225



232



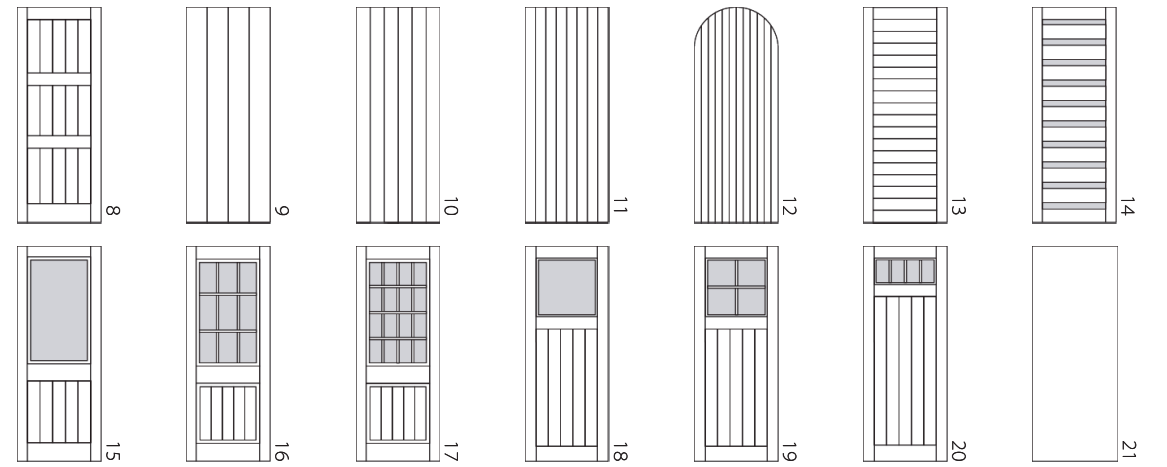
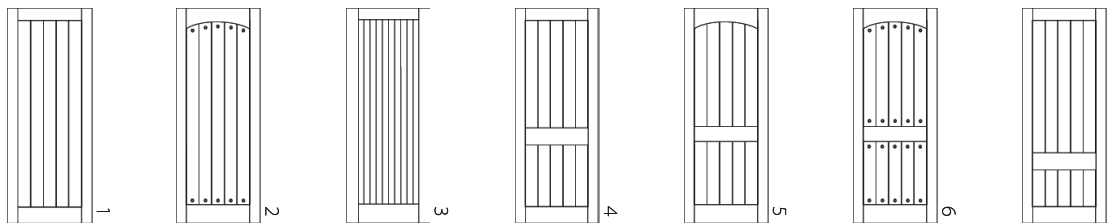
238




243




PLANK DOORS



WOODBAR & GLASS DOORS







WESCON DOORS


---

Wescon Doors  
5120 Polkey Road  
Duncan, BC, Canada  
V9L 6W3

Email: [info@wescondoors.com](mailto:info@wescondoors.com)  
General Number: (250) 748-5595  
Toll-Free: 1-800-665-2700  
[www.wescondoors.com](http://www.wescondoors.com)



Your local Wescon Dealer is:



All Wescon products are  
100% made on Vancouver Island.